



Namboku  
Line

# Strolling around Sendai

~Travel by Subway~

Tozai  
Line

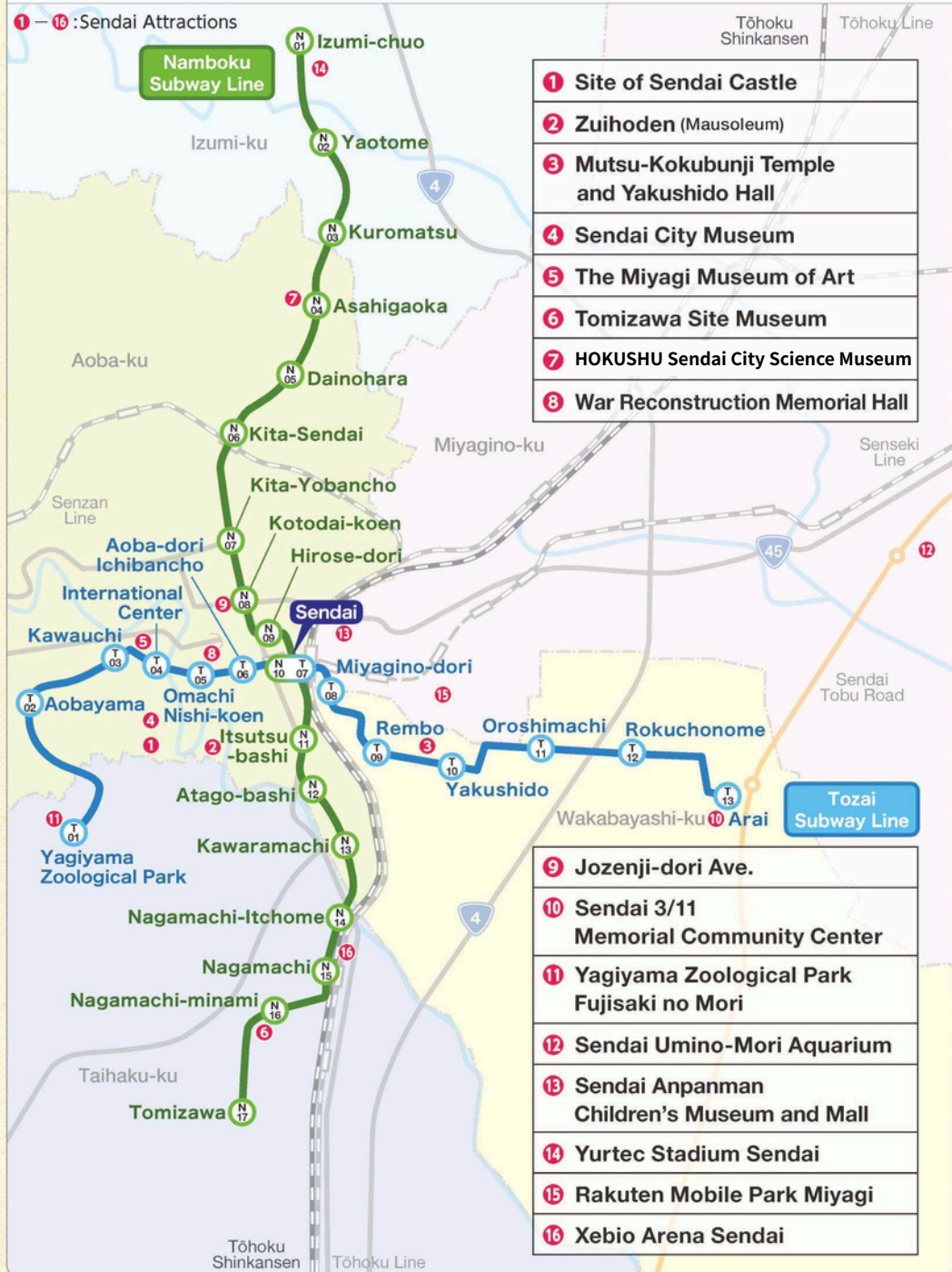


Running through Sendai City are the Namboku and Tozai subway lines. Enjoy smooth, effortless travel throughout the city without being affected by snow or rain. No need to worry about traffic jams. Hop on the subway and casually travel to that place you had been wondering about.

# Subway Lines and Attractions Map



1 - 16 : Sendai Attractions





## Site of Sendai Castle

1




- Location** Aoba Castle ruins in Aoba-ku, Sendai City
- Admission** Free (To enter Aoba Castle Museum: Adults: 700 yen / Junior and High School Students: 500 yen / Elementary School Students: 300 yen)
- Closed** Open all year round
- Hours** Anytime (Aoba Castle Museum: 9:00 a.m. to 4:20 p.m. / closes at 3:40 p.m. from November to March.)
- URL** <https://www.honmarukaikan.com/> (in Japanese)



**Walk** International Center Station (West Exit 1)  
Statue of Hasekura Tsunenaga  
Approx. 5 min.  
► Site of Sendai Castle  
Approx. 10 min.



Hirose River is a clear stream that became the foundation of development of the Sendai feudal domain. The river can be viewed from the terrace on the second floor of International Center Station and from trails around the station.



## Zuihoden (Mausoleum)

2



- Address** 23-2 Otamayashita, Aoba-ku, Sendai City
- Admission** Adults: 570 yen / High School Students: 410 yen / Elementary and Junior High School Students: 210 yen
- Closed** December 31st
- Hours** 9:00 a.m. - 4:30 p.m.  
(closes at 4:00 p.m. in December and January)
- URL** <https://www.zuihoden.com/en/> (in English)




**Walk** Omachi Nishi-koen Station (West Exit 1)  
Approx. 15 min.

The mausoleum of Lord DATE Masamune. It was built on a scenic site surrounded by nature using gorgeously decorated architecture of the early Edo period. The original mausoleum was burnt down by the Sendai Air Raid, but was rebuilt in 1979. The premises are also home to Kansenden and Zennoden, the mausoleums of the second and third feudal lords respectively. There is also a museum that exhibits materials discovered when rebuilding the mausoleum.



Photo provided by Zuihoden



## Mutsu-Kokubunji Temple and Yakushido Hall



The most northern Kokubunji temple in Japan. It is one of the Kokubunji temples (state-supported provincial temples) that was built by order of Emperor Shomu in the 8th century during the Nara period. Yakushido Hall is one of the oldest existing wooden architectural structures in Sendai and was rebuilt in 1607 by order of Lord DATE Masamune.



- Address** 3-8-1 Kinoshita, Wakabayashi-ku, Sendai City
- Admission** Free
- Closed** No set closed days
- Hours** 9:00 a.m. - 4:00 p.m.
- URL** <http://www.08943.com/> (in Japanese)



**Walk** Yakushido Station (North Exit 1)  
Approx. 3 min.

3

## Namboku Subway Line





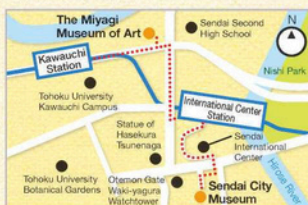
## Sendai City Museum 4



- Address** 26 Kawauchi, Aoba-ku, Sendai City
- Admission** Regular Exhibition: Adults and College Students: 460 yen / High School Students: 230 yen / Elementary and Junior High School Students: 110 yen
- Closed** Mondays (except national holidays) / the day following national holidays (excluding Saturdays, Sundays and national holidays)  
Please note there are other irregular closed dates.

**Hours** 9:00 a.m. – 4:45 p.m.  
**URL** <https://www.city.sendai.jp/museum/museum/> (in English)

**Walk** International Center Station (South Exit 1) Approx. 8 min.



▲ UNESCO Memory of the World and National Treasure, Portrait of Hasekura Tsunenaga, is in the Sendai City Museum

The museum houses a wide variety of art and sculptures related to Miyagi and the Tohoku region, in addition to works from foreign artists such as Wassily Kandinsky and Paul Klee. Visitors can also make their own art in the creation rooms during the museum's opening hours.



## The Miyagi Museum of Art 5



- Address** 34-1 Kawauchi-motohasekura, Aoba-ku, Sendai City
- Admission** Regular Exhibition: Adults: 300 yen / College Students: 150 yen / Elementary, Junior and High School Students: Free
- Closed** Mondays (the following day if Monday is a national holiday). Closed for renovation.
- Hours** 9:30 a.m. – 5:00 p.m.
- URL** <https://www.pref.miyagi.jp/site/museum-en/> (in English)

**Walk** Kawauchi Station (North Exit 1) Approx. 7 min.  
International Center Station (West Exit 1) Approx. 7 min.



## Tomizawa Site Museum 6



A museum that preserves Stone Age remains at their discovery site. Visitors can see traces of the lives of human beings and forests from around 20,000 years ago.

- Address** 4-3-1 Nagamachi-minami, Taihaku-ku, Sendai City
- Admission** Adults: 460 yen / High School Students: 230 yen / Elementary and Junior High School Students: 110 yen
- Closed** Mondays (except on national holidays), the fourth Thursday every month January to November (except on national holidays) and the day following national holidays (excluding Saturdays, Sundays and national holidays) and New Year's holidays. Please note there are other irregular closed dates.

**Hours** 9:00 a.m. – 4:45 p.m.  
**URL** <http://www.sendai-c.ed.jp/~bunkazai/~chiteinomori/english/> (in English)

**Walk** Nagamachi-minami Station (West Exit 2) Approx. 5 min.



## HOKUSHU Sendai City Science Museum 7



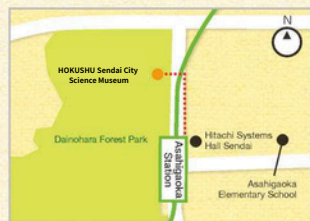
A science museum located inside Dainohara Forest Park. It features an indoor exhibition of natural history, science and technology, and lifestyle related materials in addition to an outdoor rock garden exhibition. There are also new exhibitions of dinosaur skeleton specimens and human-powered aircrafts.

- Address** 4-1 Dainohara Shinrinkoen, Aoba-ku, Sendai City
- Admission** Adults: 550 yen / High School Students: 320 yen / Elementary and Junior High School Students: 210 yen

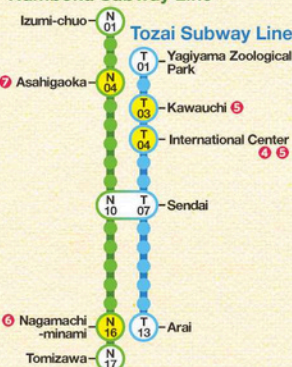
**Closed** Mondays (the following day if Monday is a national holiday), the fourth Thursday of the month (except national holidays and in December) and the day following national holidays (excluding Saturdays, Sundays, national holidays and the second Monday in October) and New Year's holidays. Please note there are other irregular closed dates.

**Hours** 9:00 a.m. – 4:45 p.m. (Must enter by 4:00 p.m.)  
**URL** <http://www.kagakukan.sendai-c.ed.jp/> (in Japanese)

**Walk** Asahigaoka Station (East Exit 1) Approx. 5 min.



### Namboku Subway Line





Fire-devastated area nearby City Hall after World War II.

Photograph provided by Sendai City War Reconstruction Memorial Hall



## War Reconstruction Memorial Hall 8



A facility designed to pass down the history of the Sendai Air Raid during World War II and Sendai's recovery to the next generation. In the exhibition rooms, visitors can learn the history of Sendai from descriptions about how the city was born and the city's transition from the war to post-war period.

**Address** 2-12-1 Omachi, Aoba-ku, Sendai City

**Admission** Adults: 120 yen / Elementary and Junior High School Students: 60 yen

**Closed** December 29 – January 3 (closed once a month for maintenance)

**Hours** 9:00 a.m. – 5:00 p.m. (entry permitted until 4:30 p.m.)



**URL** <https://www.hm-sendai.jp/sisetu/sendai/>  
(in Japanese)



**Omachi Nishi-koen Station (East Exit 1)**  
Approx. 6 min.



## Jozenji-dori Ave. 9



At Sendai Mediatheque you can familiarize yourself with art, videos, books and various other media. It is located along Jozenji-dori Ave. and the building features modern architecture that represents Sendai, designed by architect Ito Toyo.

In fall the Jozenji Street Jazz festival is held on the promenade in the center of the street.



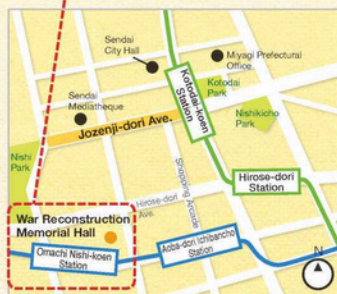
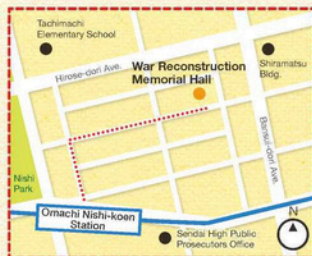
This is one of the streets that was restored during the war damage reconstruction period. Japanese zelkova trees continue for 700 meters along the street, which have become a symbol of Sendai, the City of Trees. You can find sculptures along the promenade in the center of the street, a spot where people choose to rest and relax.




The SENDAI Pageant of Starlight is held in winter and fills the area with light.



**Kotodai-koen Station (Park Exit 2)**



## Sendai 3/11 Memorial Community Center 10



A memorial facility for the Great East Japan Earthquake opened inside the Arai Station building on the Tozai Line. The facility is engaged in activities to pass down stories of the 2011 disaster to future generations through exhibitions of post-disaster conditions and reconstruction efforts as well as highlighting attractions in East Sendai. Workshops are also held in the Center.

**Location** Inside the Arai Station Building on the Tozai Line

**Admission** Free

**Closed** Mondays (except national holidays), the day after a national holiday (excluding Saturdays, Sundays and national holidays) and New Year's holiday (December 29 – January 3). There are other irregular closed dates.

**Hours** 10:00 a.m. – 5:00 p.m.

**URL** <https://www.sendai311-memorial.jp> (in Japanese)

### Namboku Subway Line

Izumi-chuo N 01

Kotodai-koen N 06

Tomizawa N 17

### Tozai Subway Line

Yagiya Zool Park T 01

Omachi Nishi-koen T 05

Sendai T 07

Arai T 13



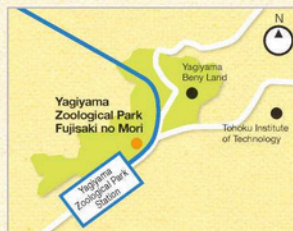
## Yagiyama Zoological Park Fujisaki no Mori

11



- Address** 1-43 Yagiyamahoncho, Taihaku-ku, Sendai City
- Admission** Adults: 480 yen / Elementary and Junior High School Students: 120 yen / Free for children of preschool age or under
- Closed** Wednesdays (the following day if Wednesday is a national holiday), December 28 to January 4
- Hours** 9:00 a.m. - 4:45 p.m. (entry permitted until 4:00 p.m.)  
Closes at 4:00 p.m. between November and February (entry permitted until 3:00 p.m.)
- URL** <http://www.city.sendai.jp/zoo/> (in Japanese)

**Walk** Yagiyama Zoological Park Station (Central Exit 1) Approx. 2 min



## Sendai Umino-Mori Aquarium

12

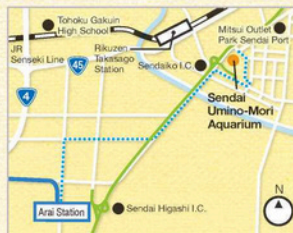


The largest aquarium in the Tohoku region. It features a huge 14m wide and 7.5m deep tank that recreates the sea in the Sanriku area. There are also performances by dolphins and sea lions, touch tanks with the animals and much more to enjoy.

- Address** 4-6 Nakano, Miyagino-ku, Sendai City
- Admission** Adults: 2,400 yen / Junior and High School Students: 1,700 yen / Elementary School Students: 1,200 yen / Preschoolers (4 years old or older): 700 yen / 65 years old or older: 1,800 yen
- Closed** Open all year round
- Hours** 9:00 a.m. to 5:30 p.m. (Hours may differ depending on the season.)

**URL** <https://www.uminomori.jp/umino/> (in Japanese)

**Taxi** Arai Station (Central Exit 1) About 20 minutes by taxi



## Sendai Anpanman Children's Museum & Mall

13



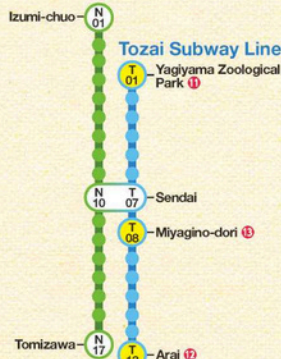
An interactive museum where children can experience the world of Anpanman, a popular animated character in Japan. There are stage performances by Anpanman every day at the Yanase Takashi Theatre.

- Address** 101-14 Odawara Yamamotocho, Miyagino-ku, Sendai City
- Admission** 2,000 yen ~ (children one year old or older)
- Closed** January 1, and maintenance closure days
- Hours** Museum: 10:00 a.m. to 5:00 p.m. (Last entry at 4:00 p.m.)  
Shopping Mall: 10:00 a.m. to 5:00 p.m. (Hours may differ depending on the season.)
- URL** <https://www.sendai-anpanman.jp/> (in Japanese)

**Walk** Miyagino-dori Station (North Exit 1) Approx. 7 min.



### Namboku Subway Line



### Trivia Design Inspired by History and Nature

The newly designed 2000 Series Tozai Line subway trains have a theme that connects with the city itself. Using the rich history of the DATE Clan and Sendai's famous nature, the trains have been designed to have special meaning. The front part of the train has a moon shaped crescent that is reminiscent of Lord DATE Masamune's helmet. Blue squares represent water, green squares represent greenery, and yellow and orange squares represent the liveliness of the city and the warmth of the people. An additional blue stripe on the top part of the trains was added in the image of the sky, rivers and sea in Sendai. Riding the train is like experiencing all of the good things that Sendai has to offer!





## Yurtec Stadium Sendai

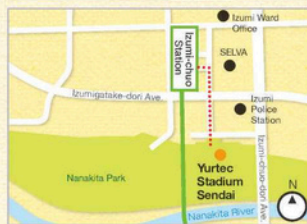
14



The home stadium of Vegalta Sendai, Sendai's soccer team. The stadium has a capacity of around 20,000 people. The roof that covers the stands creates a theater-like integrated atmosphere by surrounding the cheers and enthusiasm of the crowd.



© VEGALTA SENDAI



**Address** 78 Yanagi Nanakita, Izumi-ku, Sendai City  
**URL** <https://www.city.sendai.jp/kensetsu/kouen/stadium.html> (in Japanese)

**Walk** Izumi-chuo Station (East Exit 1) Approx. 4 min.



## Rakuten Mobile Park Miyagi

15



This is the home stadium of Tohoku Rakuten Golden Eagles. As well as being a great place to watch baseball games, the stadium also offers many events around the periphery of the stadium for both adults and children.



© Rakuten Eagles



**Address** 2-11-6 Miyagino, Miyagino-ku, Sendai City  
**URL** <https://www.rakuteneagles.jp/global/english/> (in Japanese)

**Walk** Yakushido Station (North Exit 1) Approx. 15 min.



## Xebio Arena Sendai

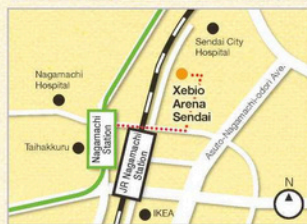
16



A multi-purpose arena which hosts the home games of the Sendai 89ers, a Sendai-based professional basketball team, concerts by famous artists and various other events.



© SENDAI 89ERS/bj-league



**Address** 1-4-10 Asuto Nagamachi, Taihaku-ku, Sendai City  
**URL** <https://www.xebioarena.com/> (in Japanese)

**Walk** Nagamachi Station (North Exit 1) Approx. 5 min.



The view from the international Center Station (East Exit 1)

### Tozai Line Mini Information

On the second floor of the International Center Station, there is a multi-purpose hall and outdoor terrace which overlooks the heart of Sendai, Hirose River and the Tozai Line that crosses the river.



Rooftop Garden at Arai Station  
 There is also a rooftop square at Arai Station with benches for relaxing.

### Free Wi-Fi

Free Wi-Fi service is available for tourists.

#### SENDAI Free Wi-Fi



[https://loople-sendai.jp/img/about/en-wi-fi\\_leaflet.pdf](https://loople-sendai.jp/img/about/en-wi-fi_leaflet.pdf)

#### TRAVEL JAPAN Free Wi-Fi



<https://japanfreewifi.com/>

#### MIYAGI Free Wi-Fi



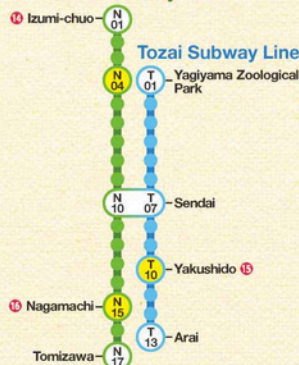
<https://www.pref.miyagi.jp/site/wi-fi-en/>

Please contact Sendai Tourist Information Center for more details.

**Location** JR Sendai Station 2F **Closed** Open year round **Tel** 022-222-4069

**Hours** 8:30 a.m. - 7:00 p.m. (9:00 a.m. - 5:00 p.m. from December 31 - January 3)

### Nambu Subway Line



# Fares and Times from Sendai Station



## Loope Sendai, for Visiting Attractions in the Heart of the City.

**Hop on the city loop bus to visit attractions in Sendai City with ease.**

Fare	Single-ride	Adults 260 yen / Children 130 yen
	One-day Loope Sendai Pass	Adults 630 yen / Children 320 yen
	One-day Pass for Loope Sendai and Subway	Adults 920 yen / Children 460 yen

### Loope Stop by Sendai Station

Sendai Station West Exit Bus Pool, stop no. 16

### First and Last Loope Services

From Sendai Station, buses run between 9:00 a.m. and 4:00 p.m.

### One-day Pass Special Offers

Show the One-day Pass to receive discount on admission fees at select facilities.

For inquiries, please contact the Interpretation Support Hotline.

☎ 022-224-1919

🌐 <https://loope-sendai.jp/en/> (in English)

One-day passes are available for purchase at the bus pool information booth by the West Exit of Sendai Station, or at the front desks of hotels in Sendai.



SENDAI AREA PASS can also be used on Loope.

